Tuesday, 10 November
2:15 PM - 3:15 PM

IS Workshop: Session 2 Participant Breakout Worksheet

Implementation Mapping: Formative work (problem, EBP fit, implementation determinants, stakeholders, team)

Session 2 Learning Objectives:

1. Think of an evidence-based practice that you have been trying to implement across your site.
2. Describe some of the implementation determinants that are affecting uptake.
3. Identify the stakeholders for each.
4. Describe 2 characteristics of an effective implementation team.

Case Study

WHO recommends that clients 18 years and older regularly receive blood pressure (BP) screening. You initiated it at triage sites across the Network. Compliance has been poor.

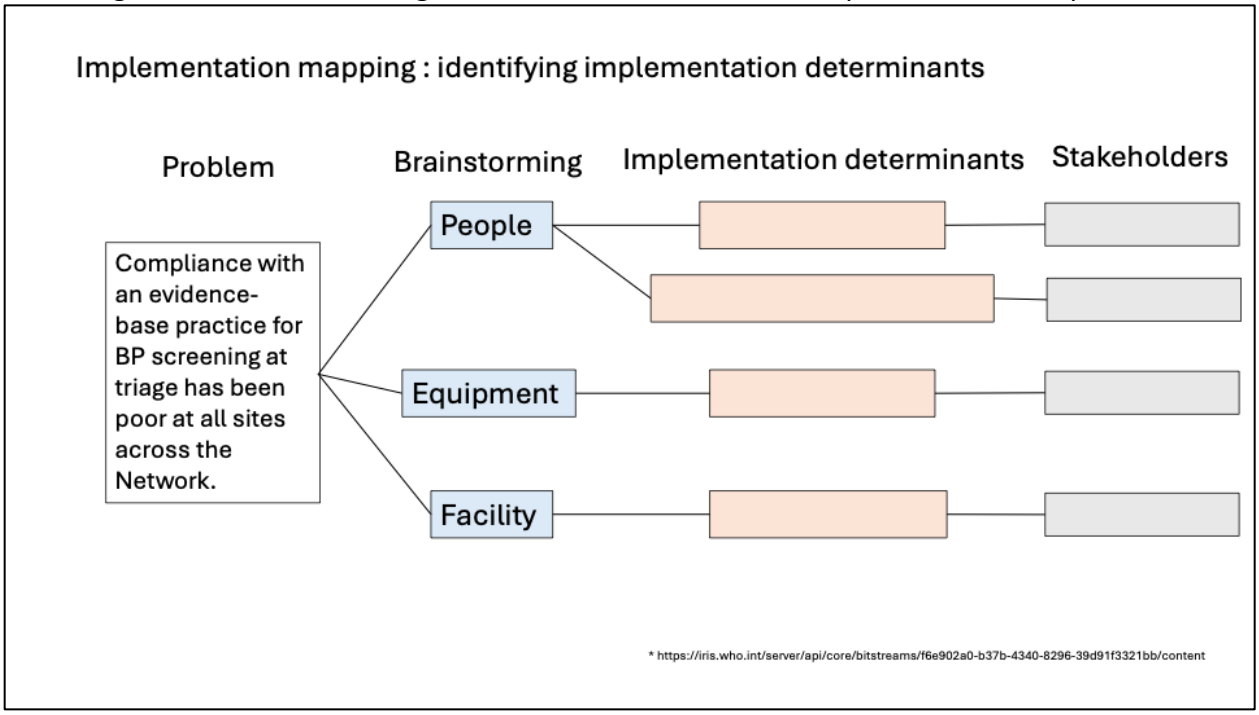

Tuesday, 10 November
2:15 PM - 3:15 PM

WHO EBP

WHO recommendation for blood pressure screening

- Who: all adults (18 years and older)
- When
  - At each routine primary care visit.
  - At first presentation to a facility.
- If normal, every 1-5 years.
- If elevated, refer for immediate followup.



https://www.who.int/publications/i/item/WHO-NMH-NVI-18-2

WHO: how to measure blood pressure

- Use appropriate size cuff, ensuring that it is properly positioned on the arm.
- Patient should be sitting with back support, legs uncrossed, empty bladder, relaxed for 5 minutes and not talking.
- For patient's first measurement, take two measurements. Use the second reading.



Padwal R, et al. Lancet 2019;37:1737.

Breakout 2 Session Goals:

- Identify gaps in what you know about key implementation determinants.
- Identify key stakeholders.
- Determine if undertaking an implementation project to improve compliance with the EBP at triage is feasible for your organization.
- Identify key members of the implementation team for this project.

Tuesday, 10 November
2:15 PM - 3:15 PM

Implementation determinants	What would this entail?	Who would do it?	What resources would they need?	Could we do it? Y/N
Staff knowledge				
Adequate triage staff				
BP cuff supply				
Triage space				

Modified from Proctor, et al. Implementation Science 2013;8:139.

Stakeholders:

Name	Cadre	Role in organization

Implementation Team:

Name	Cadre	Role in organization

Reflection Corner

What is one thing you learned today about identifying implementation determinants? How could apply what you learned to a problem at your site?

_____
_____

_____
_____

Tuesday, 10 November
3:30 PM - 4:45 PM

IS Workshop: Session 3 Participant Breakout Worksheet

Implementation Mapping: Evaluating context and contextual factors

Session 3 Learning Objectives

1. Use the CFIR framework to categorize implementation determinants in your work environment.
2. Categorize the CFIR context for each of the stakeholders in your work environment.
3. Explain how stakeholders in each of these contexts in your work environment will be affected by this project.
4. Describe techniques that you could use with stakeholders to gather information regarding contextual factors that may be implementation determinants.

Case Study

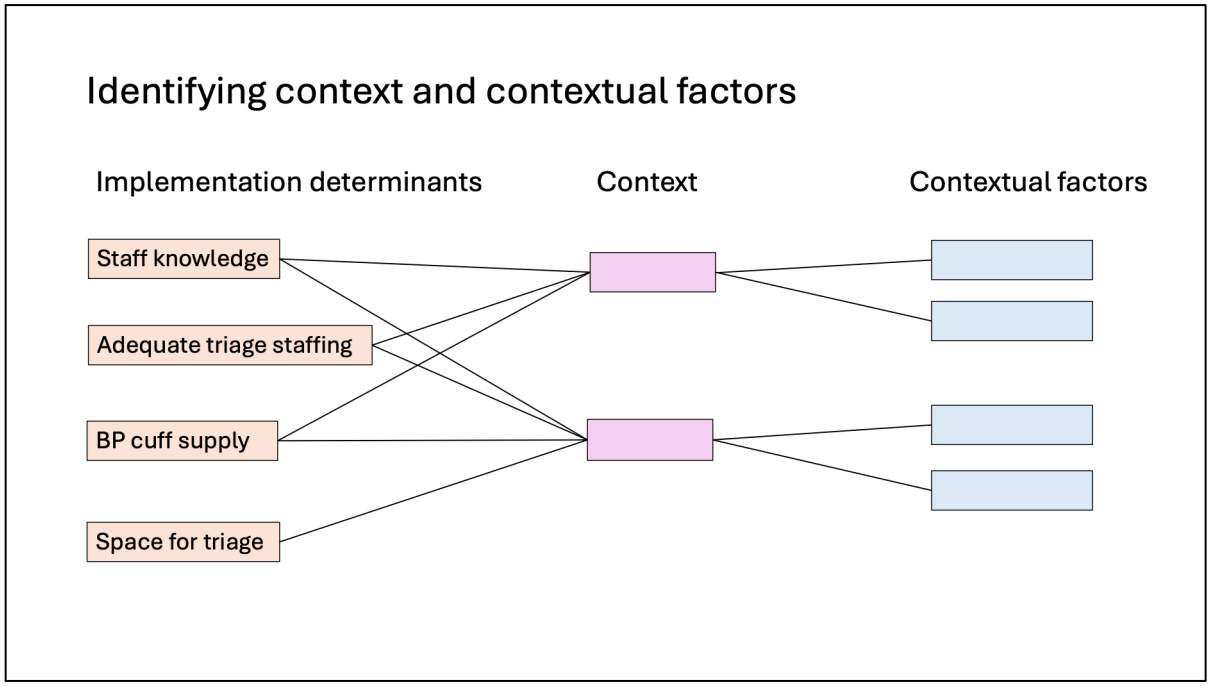

Tuesday, 10 November
3:30 PM - 4:45 PM

Implementation determinant	Stakeholder	Role	Context	Contextual factors	Know/don't know
Staff knowledge					
Implementer					
Innovation deliverer					
BP cuff supply					
Implementer					
Innovation deliverer					

Adapted from https://cfirguide.org/downloads/implementation-research-worksheet

Reflection Corner

What is one thing you learned today about implementation determinants in the individual CFIR domain? How could apply what you learned to a problem at your site?

_____
_____

_____
_____

Wednesday, 11 November
8:05 AM - 9:00 AM

IS Workshop: Session 4 Participant Breakout Worksheet

Implementation plan: classifying contextual factors as facilitators/barriers

Session 4 Learning Objectives

1. Characterize the implementation barriers.
2. Identify a facilitator for each barrier.
3. Develop implementation strategies.
4. Prioritize the implementation strategies.

Case Study

Implementation plan: Choosing implementation strategies

Implementation determinant	Barrier	Facilitator	Implementation strategy
Staff knowledge			
Adequate triage staffing			
BP cuff supply			
Space for triage			

Wednesday, 11 November
8:05 AM - 9:00 AM

Breakout Session 4 Goals:

1. Characterize the barriers/facilitators as either a barrier or a facilitator.
2. Identify an implementation strategy for each.
3. Choose two implementation strategies to pursue.

	Barrier(s)	Facilitator(s)	Implementation strategy
Staff knowledge			
Adequate triage staffing			
BP cuff supply			
Space for triage			

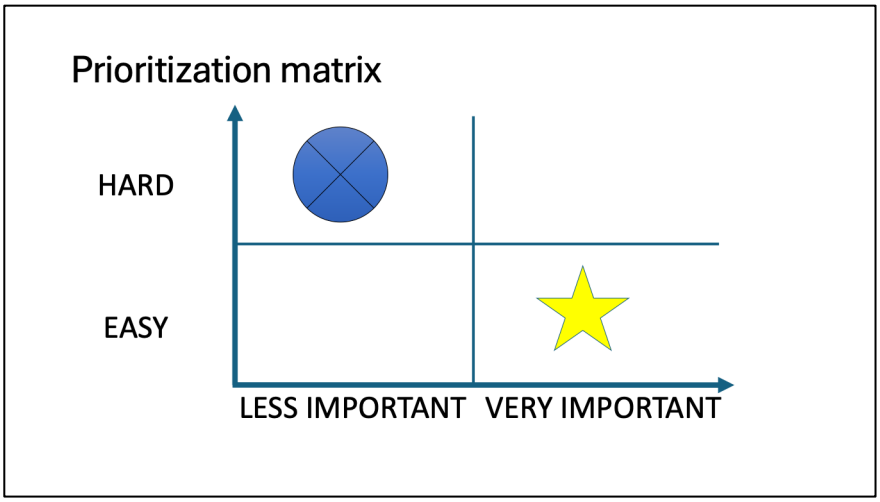

Reflection Corner

What is one thing you learned today about facilitators and barriers? How could apply what you learned to a problem at your site?

_____
_____

_____
_____

Wednesday, 11 November
9:00 AM - 10:00 AM

IS Workshop: Session 5 Participant Breakout Worksheet

Implementation plan: modifying and prioritizing implementation strategies

Session 5 Learning Objectives

1. Identify contextual factors that you would need to consider when using scheduling training as an implementation strategy at your sites.
2. Describe a modification for implementation strategy.
3. Demonstrate how you would prioritize the modifications.

Case Study

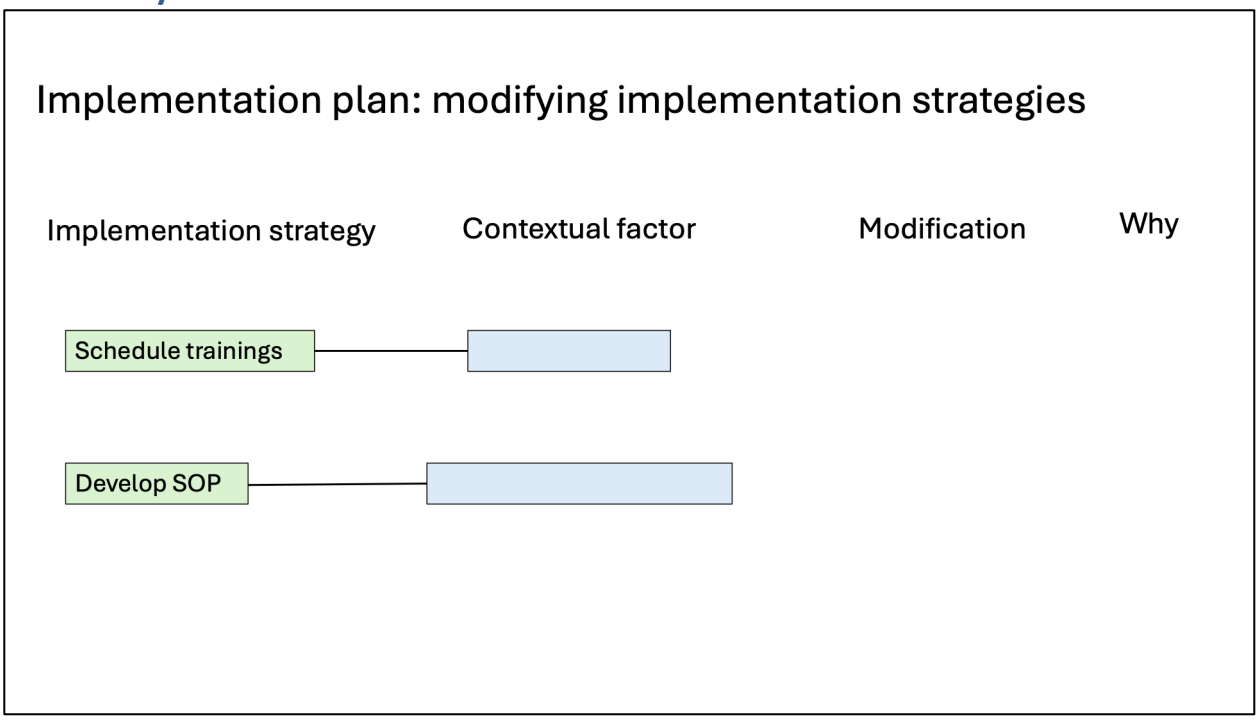

Breakout Session 5 Goals:

1. Describe a modification for one of the implementation strategies in session 4.
2. Prioritize the three modified actions using the prioritization matrix.
3. Choose two actions to implement.

Wednesday, 11 November
9:00 AM - 10:00 AM

Implementation strategy	Contextual factor	What	Nature	Goal	Modification
Schedule trainings	Staff are not motivated to attend additional meetings.				
Write SOP	Senior procurement officer on SOP committee				

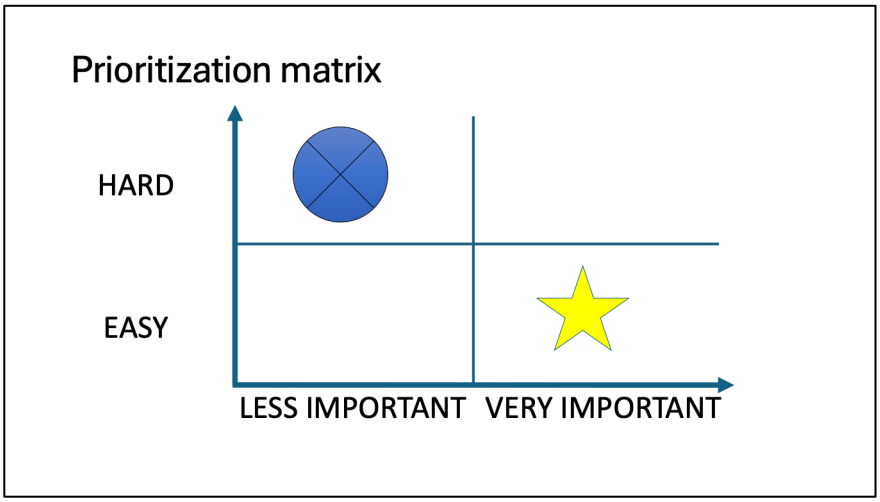

Reflection Corner

What is one thing you learned today about why modifications are important? How could apply what you learned to a problem at your site?

_____
_____

_____
_____

Wednesday, 11 November
10:15 AM - 11:00 AM

IS Workshop: Session 6 Participant Breakout Worksheet

Evaluation

Session 6 Learning Objectives

1. Define each domain of the RE-AIM tool as it might apply to an implementation project that you would like to initiate in your work environment.
2. Characterize each domain as either an intervention or an implementation outcome.
3. Identify relevant data points for each that are accessible in your work environment.
4. Create a data collection plan for your project (optional).

Case Study

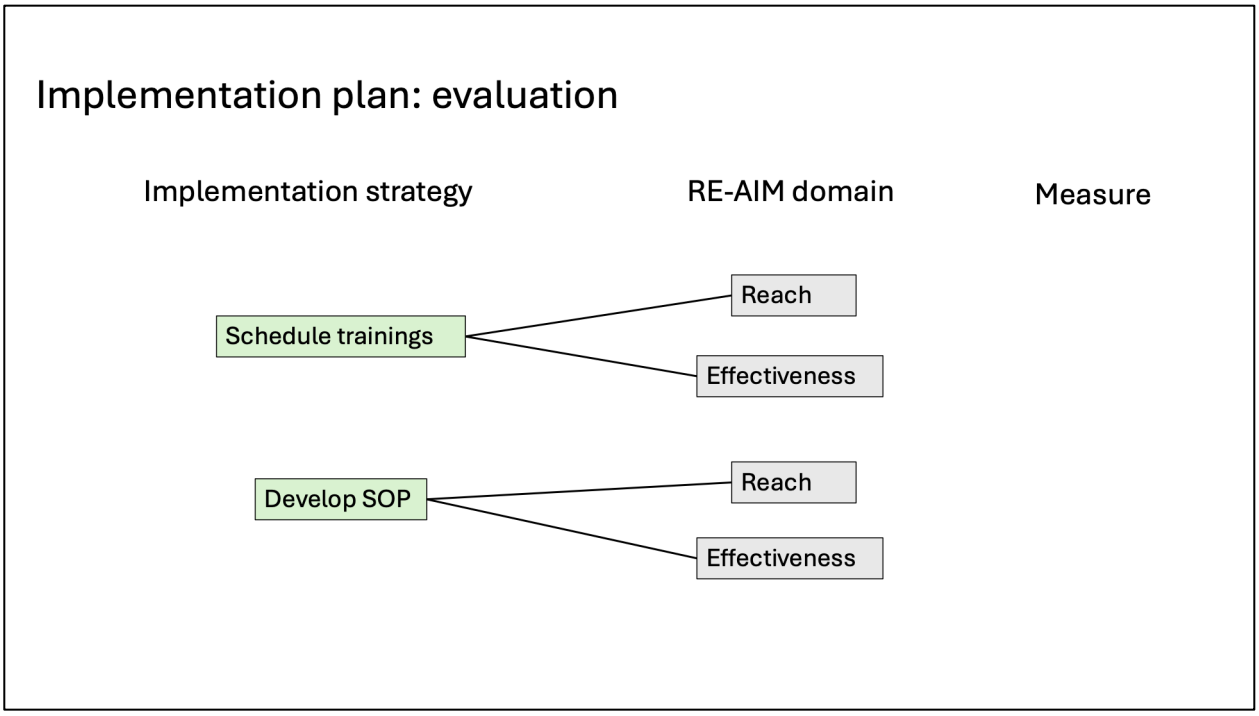

Breakout Session 6 Goals:

1. Identify one measure for each implementation strategy action. Include the source for each measure.
2. Define the CFIR domain (individual and inner setting) and RE-AIM dimension for each.

Wednesday, 11 November
10:15 AM - 11:00 AM

Construct	Definition
Reach	The number, proportion, and representativeness of individuals who are willing to participate in an intervention
Effectiveness	The impact of an intervention on important outcomes, including potential negative effects, quality of life, and economic outcomes
Adoption	The absolute number, proportion, and representation of settings and intervention agents who are willing to initiate an intervention
Implementation	The intervention agents' fidelity to the various components of an intervention's protocol (e.g., delivery as intended)
Maintenance	The extent to which an intervention or policy becomes institutionalized or part of routine practice and policy

National Institutes of Health. (2019). *Implementation science at a glance: A Guide for Cancer Control Practitioners* (No. 19-CA-8055). U.S. Department of Health & Human Services. https://thecenterforimplementation.com/toolbox/nci-implementation-science-at-a-glance

Action	Measure	Definition of measure	CFIR domain	RE-AIM dimension	Data source	Data collection plan (optional)

Reflection Corner

What is one thing you learned today about why modifications are important? How could apply what you learned to a problem at your site?

_____
_____

_____
_____

Thursday 12, November
11:30 AM - 12:00 PM

IS Workshop: Session 7 Participant Breakout Worksheet

Implementation plan: operationalizing strategy

Session 7 Learning Objectives

1. Develop a timeline for modifying and initiating implementation strategies that would be feasible in your work environment.
2. Identify tasks and personnel responsible for each.
3. Develop a plan to monitor and modify the implementation plan.
4. Consider challenges that you may have with the roll out.

Case Study

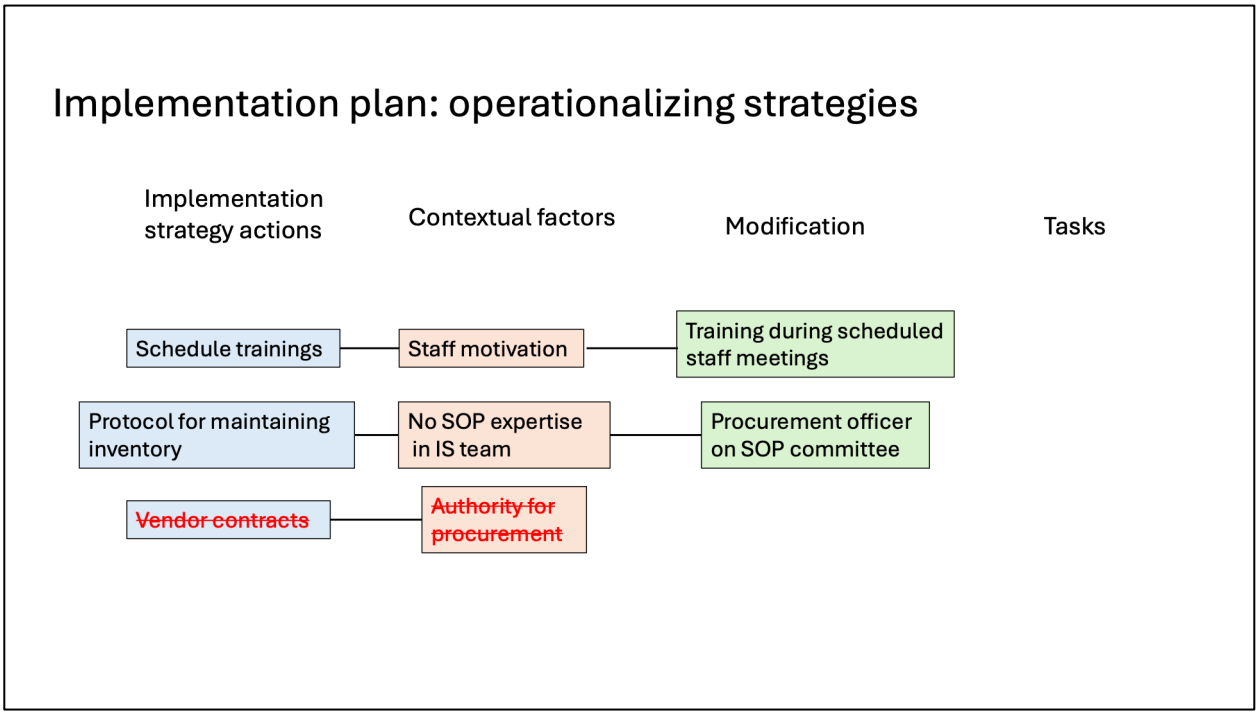

Breakout Session 7 Goals:

1. Describe two tasks that must be completed to accomplish each implementation strategy action that you have prioritized. Who will perform them? When?
2. Develop a plan to monitor and modify the implementation plan.

Thursday 12, November
11:30 AM - 12:00 PM

Initiating implementation

Implementation strategy	Action	Tasks	Who	By when	Resources needed	Comments
Training for triage staff	Schedule trainings					
Reliable supply chain for BP cuffs	Protocol for maintaining inventory					

Monitoring implementation

Action task	Measure	Monitoring frequency	Modification strategy	Who is responsible?

Modified from https://www.implementationpractice.org/wp-content/uploads/2021/05/NIRN-CIP-Implementation-Plan-Template-and-Examples-fillable-v1.pdf

Reflection Corner

From what you have learned in this session, what is a strength in your local context that would support you to address a challenge similar to the ones that you have discussed here?
